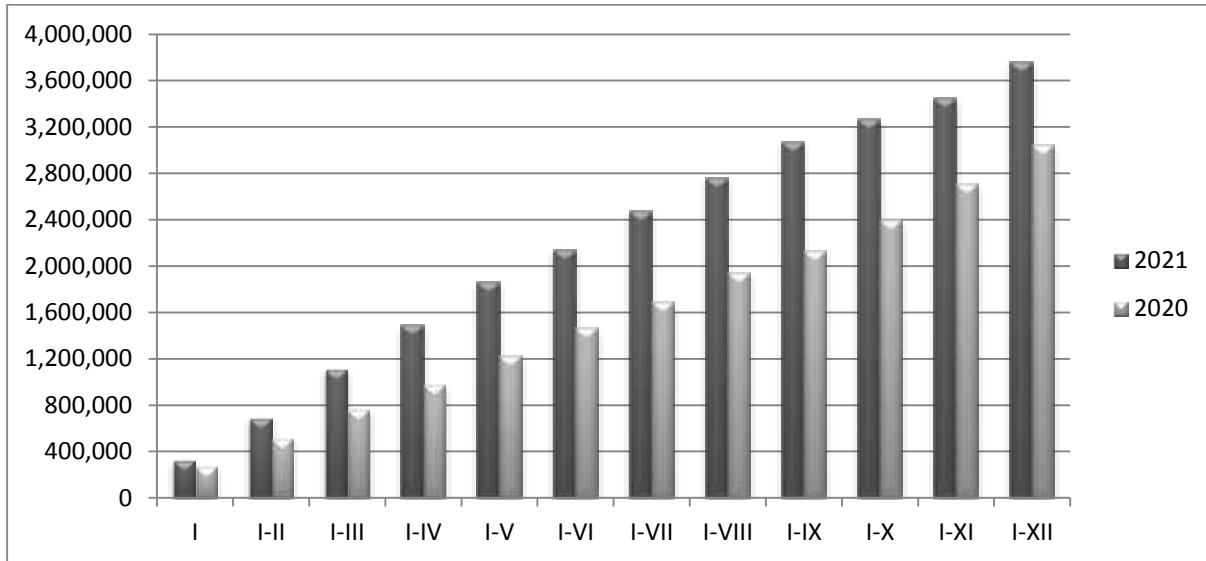
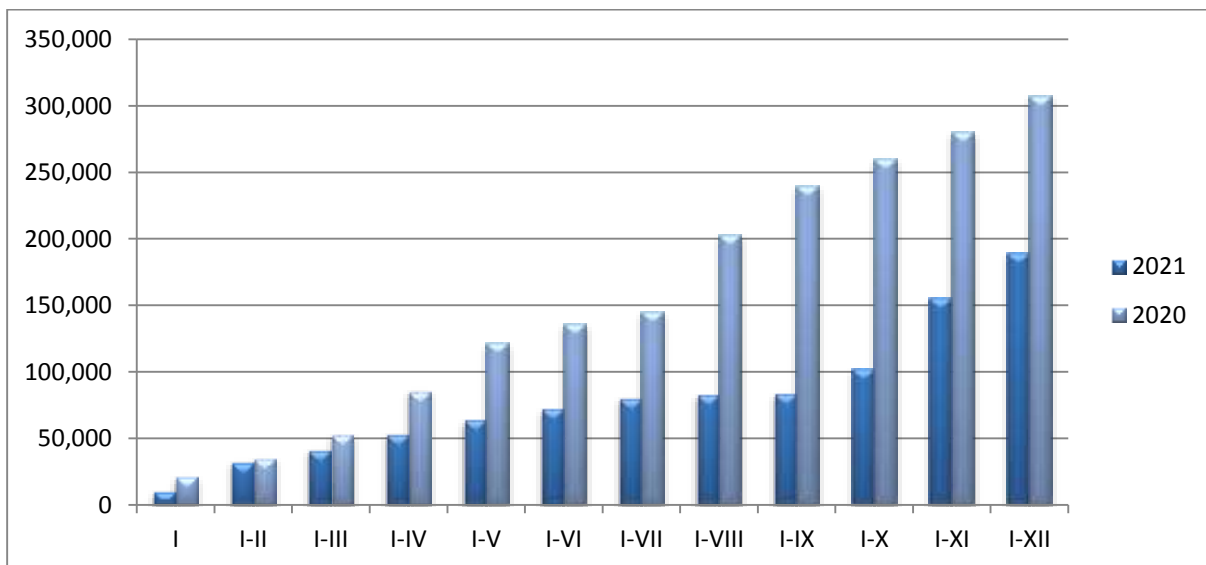


The dynamics of transportation of main cargo types in tons

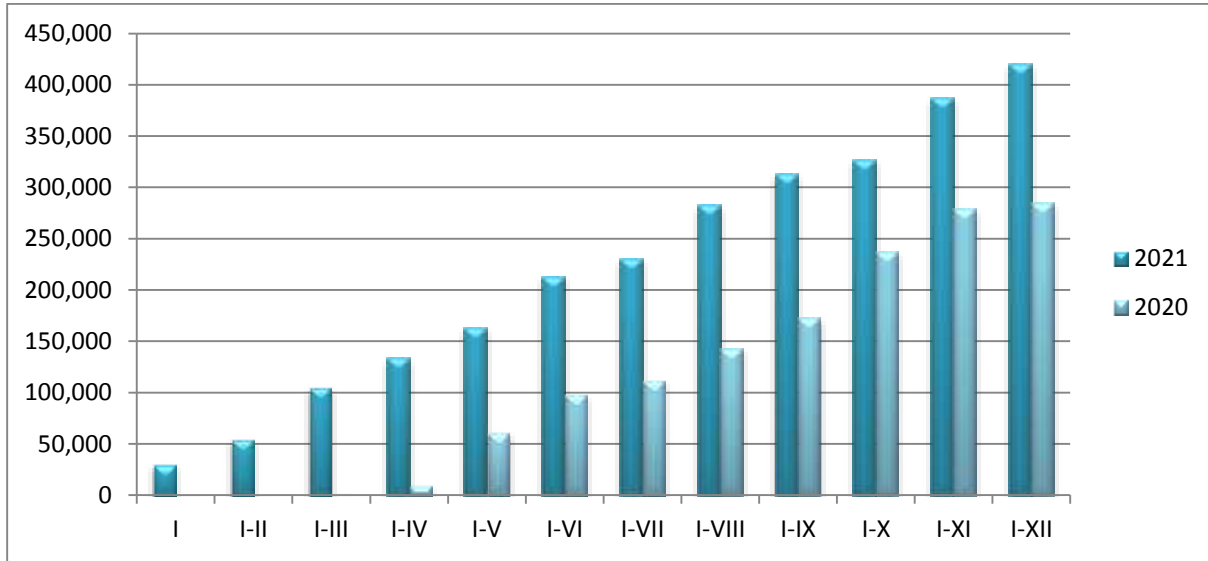
Crude oil & oil product	I	I-II	I-III	I-IV	I-V	I-VI	I-VII	I-VIII	I-IX	I-X	I-XI	I-XII
2021	328,629	690,474	1,113,363	1,486,884	1,858,949	2,137,734	2,472,051	2,760,729	3,070,286	3,263,342	3,445,130	3,761,518
2020	272,380	514,995	766,968	980,865	1,220,185	1,461,126	1,692,856	1,933,576	2,131,863	2,393,089	2,703,332	3,045,621



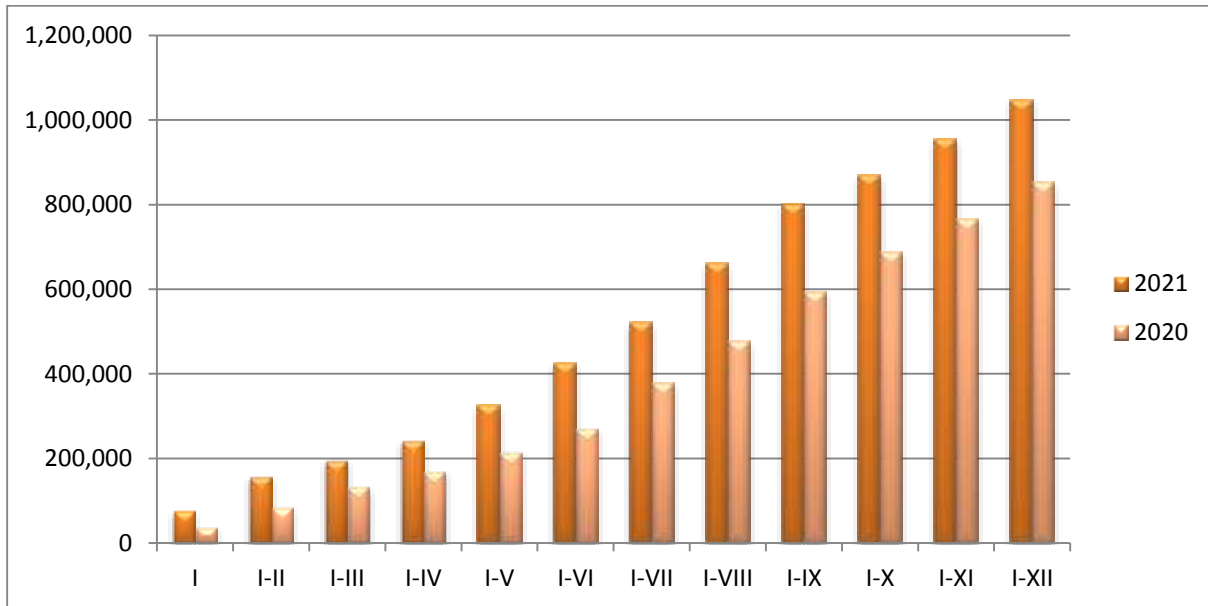
Grain & grain products	I	I-II	I-III	I-IV	I-V	I-VI	I-VII	I-VIII	I-IX	I-X	I-XI	I-XII
2021	10,203	32,184	41,321	53,232	64,100	72,347	80,434	82,752	83,811	102,160	155,334	189,173
2020	21,278	34,972	52,737	85,733	121,537	136,086	145,143	202,915	239,602	259,813	280,086	307,503



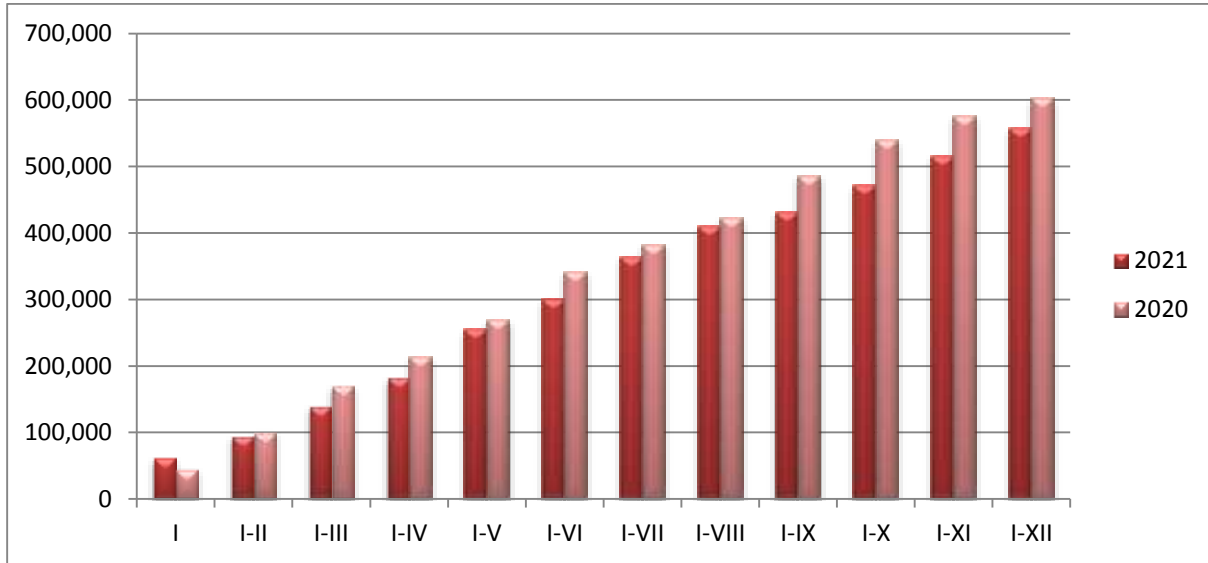
Sugar & sugar raw materials	I	I-II	I-III	I-IV	I-V	I-VI	I-VII	I-VIII	I-IX	I-X	I-XI	I-XII
2021	29,754	54,216	105,162	133,271	162,483	212,400	229,601	282,083	313,244	326,509	386,900	419,933
2020	68	68	1,094	9,220	61,215	98,433	112,064	142,245	172,482	236,477	278,751	284,675



Iron and manganese ore	I	I-II	I-III	I-IV	I-V	I-VI	I-VII	I-VIII	I-IX	I-X	I-XI	I-XII
2021	77,455	156,756	196,039	242,381	324,761	423,823	520,774	662,116	801,680	870,617	955,422	1,046,925
2020	37,054	85,223	133,962	169,279	214,483	270,741	377,890	476,064	593,621	686,683	765,131	853,969



Non-ferrous metal ore	I	I-II	I-III	I-IV	I-V	I-VI	I-VII	I-VIII	I-IX	I-X	I-XI	I-XII
2021	62,241	93,812	139,965	183,094	255,064	300,559	364,291	409,378	431,376	470,975	515,827	557,214
2020	44,895	99,848	170,943	212,712	268,624	340,820	381,603	422,590	485,533	538,687	574,733	602,207



Chemicals and fertilizers	I	I-II	I-III	I-IV	I-V	I-VI	I-VII	I-VIII	I-IX	I-X	I-XI	I-XII
2021	108,735	217,649	338,332	422,636	500,541	546,189	626,491	735,825	856,841	1,001,499	1,142,479	1,337,069
2020	141,750	241,971	364,210	472,987	534,642	578,352	642,469	686,681	729,095	768,426	826,503	940,124

